

THE BRAND NEW UTILITY TAPS RANGE

**TOUGH
TAPS FOR
TOUGH
AREAS**

*Armitage
Shanks*



No-nonsense, highly durable taps that make life easier for everyone.

Hard-working areas need hard-working taps – and they don't come tougher than the new and improved Armitage Shanks Utility collection.

There are many types of utility taps in the collection, which are ideal for a variety of demanding applications:

Bib taps

Nimbus 21 and Alterna 21 for janitorial and cleaners sinks
Markwik 21 for healthcare

Pillar taps

Alterna 21 for social housing, residential homes, schools and commercial kitchens

Self-closing taps

Sandringham 21 for schools, general washrooms and public hand washing areas

Typical Applications

The Nimbus 21 range of bib taps are ideal for janitorial, cleaner sinks and slop hoppers as well as public hand washing. Our Alterna 21 taps' extended levers make them perfect for kitchen sinks in canteens or schools, or for basins and baths in social housing and residential homes, while the Sandringham range is primarily designed for use in school and public washrooms and the Markwik for clinical hand washing.

A host of new features make installation even more efficient

As well as improved looks, new accessories and a simpler, consolidated range, we've introduced several new features into our Utility taps to make them better to fit and more efficient than ever.

The new range offers a whole host of new features, such as an innovative self-centralising feature, making bib taps quicker to install with maximum precision. With 180° ceramic discs plus a host of other options across the range (including Armitage Shanks' renowned water-saving designs) our Nimbus 21 bib taps with spray outlet and Sandringham 21 self-closing taps can help you to meet environmental obligations, as well as save money. Other features in the range include bib taps with different outlets, pillar and high neck variants, and anti-vandal features.

Self-centralising installation

This unique feature on our new bib taps make sure the tap's always upright after tightening. Simply tighten the tap until water-tight, then lock it into the upright position for a professional finish every time.

From the name you can stake your reputation on

When you choose Armitage Shanks, you know you can rely on products that meet the highest specifications; in fact, all Armitage Shanks taps, mixers and fittings carry a five year warranty, and are supported by one of the best technical teams in the industry.





New self-centralising installation – makes fitting bib taps faster and easier than ever!

Our new, unique self-centralising feature simply makes sure the tap’s always upright after tightening.

Traditional alignment is very hit and miss – the tap screws into the wall mount and is aligned by either tightening it a little more or adding more PTFE tape. With our innovative feature, all that’s a thing of the past.

The tap can be tightened as necessary to make sure it doesn’t leak, then locked in the upright position using a running nut and O ring seal, for an easy, professional finish.

How it works



1. Fit the wall mount in the normal way



2. Insert the seal into the fitting



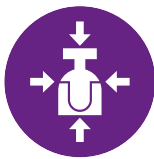
3. Offer up the tap to the running nut as shown



4. Holding the tap upright, tighten the running nut



5. Once fully tight the tap’s locked in position.



Self-Centralising Installation

Unique feature to ensure the tap is always upright after tightening.



Flow Straightener

By focusing the flow pattern, this directs the water where it’s needed to reduce splashing.



Brass Back Nut

For a more durable installation which will not come loose.




Anti-Vandal

Our new designs are extremely durable and resistant to damage, reducing the problem of vandalism.



Half-Turn Operation

The durability of a ceramic disc with more control than quarter turn.



Quarter-Turn Operation

The durability of a ceramic disc combined with rapid turning from off to on for faster filling.



Eco Outlet

Reduces the amount of water used, while still providing a powerful spray.



Easy Push Mechanism

Great for use in schools as even young children will find it easy to use.



Easy Grip Handle

New, more modern handles provide extra grip to make them easier to use.

Bib Tap Range

Nimbus 21 Inclined Bib Taps 1/2” Anti Vandal (Pair) (B1673AA)

Typical Usage
For janitorial and cleaners sinks.

Features

- Self-centralising installation
- Flow straightener
- Low splash
- Anti-vandal outlet
- 1/2 turn operation, gives more control
- Easy grip handles
- Wall mounts supplied separately (Code: B1686AA)

New & Improved Features

Flow Rates (per tap)

Minimum operating pressure	0.1 bar
Flow rate at 0.1bar	7.4 l/min
Flow rate at 3 bar	40 l/min

Nimbus 21 Bib Taps 1/2” Hose Union (Pair) (B1674AA)

Typical Usage
For janitorial and cleaners sinks. Also marine deck washing with resistance to salt atmosphere.

Features

- Self-centralising installation
- 1/2 turn operation, gives more control
- Easy grip handles
- Hose union outlet
- Wall mounts supplied separately (Code: B1686AA)

New & Improved Features

Flow Rates (per tap)

Minimum operating pressure	0.1 bar
Flow rate at 0.1bar	7.4 l/min
Flow rate at 3 bar	40 l/min

1.2” F x 3/4” M Adapter Bush (B961348AA)

Typical Usage
Allows bib taps to be used for washing machine or dishwasher filling, usually on exposed supply pipework.

Features

- For use with B1674AA Nimbus 21 Bib taps with 1/2” hose union. Converts to 3/4” male thread which is suitable for a washing machine filling hose.

Nimbus 21 Bib Taps 1/2” Spray Outlet (Pair) (B1675AA)

Typical Usage
Public hand washing areas.

Features

- Self-centralising installation
- Anti-vandal outlet
- 1/2 turn operation, gives more control
- Easy grip handles
- 3.7 l/min Eco spray outlets
- Wall mounts supplied separately (Code: B1686AA)

New & Improved Features

Flow Rates (per tap)

Minimum operating pressure	0.4 bar
Flow rate at 0.4bar	2.0 l/min
Flow rate at 3 bar	3.2 l/min

Nimbus 21 Bib Tap Ablution Spray (Single) (B1676AA)

Typical Usage
Ablution spray, generally located next to WC.

Features

- Self-centralising installation
- 1/2 turn operation, gives more control
- Easy grip handles
- Hose union outlet
- Includes lever operated abluion spray 1.25m metal hose
- Category 5 hose retainer which ensures handspray cannot contact contaminated water
- Cold indice fitted, hot indice supplied

New & Improved Features

Flow Rates

Minimum operating pressure	0.4 bar
Flow rate at 0.4bar	3.0 l/min
Flow rate at 3 bar	8.1 l/min

Alterna 21 Lever Bib Taps (B1457AA)

Typical Usage
For janitorial and cleaners sinks.

Features

- Inclined body
- Self-centralising installation
- Flow straightener
- Low splash
- Anti-vandal outlet
- 1/4 turn operation for faster on/off
- Lever handle for ease of use
- Wall mounts supplied separately (Code: B1686AA)

New & Improved Features

Flow Rates (per tap)

Minimum operating pressure	0.1 bar
Flow rate at 0.1bar	7.5 l/min
Flow rate at 3 bar	41 l/min

Markwik Lever Bib Taps (Pair) (S8270AA)

Typical Usage
Healthcare applications.

Features

- Self-centralising installation feature
- Flow straightener
- Low splash
- 1/4 turn operation for faster on/off
- Lever handle for ease of use
- Wall mounts supplied separately (Code: B1686AA)

New & Improved Features

Flow Rates (per tap)

Minimum operating pressure	0.1 bar
Flow rate at 0.1bar	7.5 l/min
Flow rate at 3 bar	40 l/min

Bib Tap Range Fittings & Accessories

Bib Tap Extensions

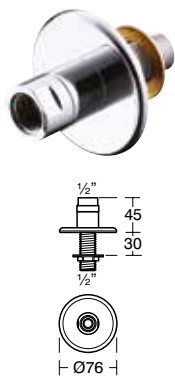
1/2” x75mm (Single) (B1681AA)
(Pair) (B1682AA)

1/2” x100mm (Single) (B1683AA)
(Pair) (B1684AA)

Features

- Retaining groove to hold O ring in place

Concealed Bib Tap Wall Mount (Single) (B1685AA) (Pair) (B1686AA)



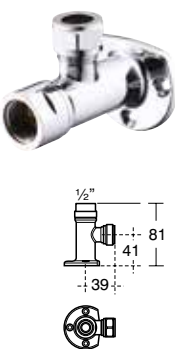
Features

- Self-centralising installation
- Brass back nut
- For use with Nimbus 21, Aterna 21 and Markwik 21 bibs

New & Improved Features



Exposed Bib Tap Wall Mount (Single) (B1687AA) (Pair) (B1688AA)



Features

- Self-centralising installation
- For use with Nimbus 21, Aterna 21 and Markwik 21 bibs

New & Improved Features



Alterna 21 Pillar Taps Range

Alterna 21 Lever Basin Pillar Taps 1/2" (Pair) (B1678AA)



Typical Usage

Social housing, residential homes and schools.

Features

- Improved body
- Longer lever, easier to operate
- 1/4 turn operation for faster on/off
- Flow straightener
- Reduced splash
- Brass back nut

New & Improved Features



Flow Rates (per tap)

Minimum operating pressure	0.1 bar
Flow rate at 0.1bar	8.3 l/min
Flow rate at 3 bar	46 l/min

Alterna 21 Lever High Neck Pillars 1/2" (Pair) (B1679AA)



Typical Usage

Social housing, residential homes, schools and commercial kitchens.

Features

- Improved body
- Longer lever, easier to operate
- 1/4 turn operation for faster on/off
- Flow straightener
- Reduced splash
- Brass back nut

New & Improved Features



Flow Rates (per tap)

Minimum operating pressure	0.1 bar
Flow rate at 0.1bar	7.5 l/min
Flow rate at 3 bar	41 l/min

Alterna 21 Lever Bath Pillar Taps 3/4" (Pair) (B1680AA)



Typical Usage

Social housing and residential homes.

Features

- Longer lever, easier to operate
- 1/4 turn operation for faster on/off
- Flow straightener
- Reduced splash
- Brass back nut

New & Improved Features



Flow Rates (per tap)

Minimum operating pressure	0.1 bar
Flow rate at 0.1bar	9 l/min
Flow rate at 3 bar	50 l/min

Sandringham 21 Self-closing Range

Sandringham 21 Self Closing Basin Pillar Taps (Pair) (S0672AA)



Typical Usage

Schools, general washrooms and public hand washing areas.

Features

- Easy push mechanism
- WRAS approved 1609119
- 2 hot and 2 cold indices supplied
- Eco flow regulators supplied for water saving
- Class leading durability

New & Improved Features



Flow Rates (per tap)

Minimum operating pressure	0.1 bar
Flow rate at 0.1bar	3.2 l/min
Flow rate at 3 bar	4.8 l/min

Sandringham 21 Self Closing Basin Pillar Taps (Single) (S0673AA)



Typical Usage

Schools, general washrooms and public hand washing areas.

Features

- Easy push mechanism
- WRAS approved 1609119
- Hot and cold indices supplied
- Eco flow regulator supplied for water saving
- Class leading durability

New & Improved Features



Flow Rates

Minimum operating pressure	0.1 bar
Flow rate at 0.1bar	3.2 l/min
Flow rate at 3 bar	4.8 l/min

Armitage Shanks

Taps, mixers and showers guarantee

Our confidence in the quality and reliability of Ideal Standard products enables us to guarantee all taps, mixers and showers for five years from date of purchase. Parts are guaranteed for five years and will be replaced if found to be faulty. The guarantee does not cover general wear and tear.

Our guarantee covers all products that have been used in the manner they were intended, and does not apply to any products that have been misused or abused in any way. Products must be installed and cared for in line with our fixing instructions and local water byelaws. The guarantee covers products in domestic use by the consumer and not in commercial or business use.

In the unlikely event the product fails within five years, we offer a free replacement or replacement part (or nearest equivalent). Liability is limited to individual products and does not cover consequential loss or damage on installations.

Applies to UK and Republic of Ireland only. This guarantee does not affect your statutory rights.

If you need installation advice, a qualified plumber will be happy to help you. We recommend you choose one who is a member of one of these professional bodies:

Association of Plumbing and Heating Contractors (APHC)

www.aphc.co.uk
Tel: 0121 711 5030

The Chartered Institute Of Plumbing And Heating Engineering

www.ciphe.org.uk
Tel: 01708 472791

Scottish And Northern Ireland Plumbing Employers' Federation

www.snipef.org.uk
Tel: 0131 556 0600

Water Industry Approved Plumber Scheme

www.wras.co.uk/wiaps
Tel: 01495 248454

Ideal Standard pursues a policy of continuing improvement in design and performance of its products. The right is therefore reserved to vary specifications without notice.

Colour reproduction is as accurate as possible within the limitations of the printing process.
COPYRIGHT IDEAL STANDARD UK LTD P1868(1) 03/17

Armitage Shanks

Armitage
Rugeley
Staffordshire WS15 4BT

T: 01543 490 253
F: 01543 491 677

Armitage Shanks Dublin Ltd

3013 Lake Drive
Citywest Business Campus
Dublin 24

T: 003531 456 4525
F: 003531 456 4505



Technical helpline: 0870 122 8822

www.armitage-shanks.co.uk