


Commercial Stainless Steel

New collection with previous
vs new product codes

*Armitage
Shanks*



Ideal Standard

PART OF THE IDEAL STANDARD GROUP

Designed to perform
and built to last.



Armitage Shanks’ commercial stainless steel collection is designed and manufactured in the UK. Our wide range of products is perfect for heavy duty use in washroom, healthcare, education, laboratory, catering, sports & leisure and secure facility settings.

Designed to meet healthcare needs

Our stainless steel clinical, plaster and domestic service sinks, scrub-up troughs, as well as janitorial and clinical disposal units, have all been designed to meet the needs of hospital patterns as stipulated in **HBN 0010 (HTM 64)**.


As an added benefit, all our sinks and wall mounted units come complete with fixing brackets - a feature that saves money and time.

All our commercial stainless steel manufacture is fully accredited to ISO 9001.

For further product and specification see our Commercial Stainless Steel range on [IdealSpec.co.uk](https://www.idealstandard.co.uk), email businesssupport@idealstandard.com or call **01543 413204**.

Wash & Scrub-up Troughs


CALDER WASHING TROUGHS WITH SPLASHBACK



- New central outlet commercial washing trough in stainless steel available with upstand
- Two position 120cm long, three position 180cm long and four position 240 cm long each with pre-cut mixer taphole positions
- Additional wall tap mounting panel (details available on request)
- Units come complete with with fixing brackets and trap cover

MODEL	PRODUCT CODE (OLD)	PRODUCT CODE (NEW)	IDEALSPEC LINK
120cm long with 2 taphole positions, central outlet and 1 ½” waste (illustrated)	S2824MY	S1266MY	Learn more
180cm long with 3 taphole positions, central outlet and 1 ½” waste	S2825MY	S1265MY	Learn more
240cm long with 4 taphole positions, central outlet and 1 ½” waste	S2826MY	S1264MY	Learn more

FIRTH SCRUB-UP TROUGH




- Scrub-up trough assembly to meet requirements of **HBN 00-10 HTM64 (SU H)**
- Units available in 80cm, 160cm and 240cm length for 1, 2 or 3 persons
- Complete with 1½” strainer waste, trap cover and earthing terminal
- Each size is available with a left or right handed outlet
- Screw to wall

MODEL	PRODUCT CODE (OLD)	PRODUCT CODE (NEW)	IDEALSPEC LINK
80cm scrub-up trough, left hand outlet strainer waste, trap cover and hangers	S2870MY	S1286MY	Learn more
80cm scrub-up trough, right hand outlet strainer waste, trap cover and hangers	S2872MY	S1285MY	Learn more
160cm scrub-up trough, left hand outlet strainer waste, trap cover and hangers (illustrated)	S2873MY	S1281MY	Learn more
160cm scrub-up trough, right hand outlet strainer waste, trap cover and hangers	S2874MY	S1282MY	Learn more
240cm scrub-up trough, left hand outlet strainer waste, trap cover and hangers	S2876MY	S1283MY	Learn more
240cm scrub-up trough, right hand outlet strainer waste, trap cover and hangers	S2877MY	S1284MY	Learn more

Sinks & Washbasins


CLYDE PLASTER SINK WITH STAINLESS STEEL CANTILEVER BRACKETS & STRAINER WASTE



- To meet requirements of **HBN 00-10 HTM64 (PS H)**
- Integral plain top and sump to accommodate strainer and help prevent plaster from blocking the drain
- With earthing terminal
- Available left or right handed
- Units come complete with with cantilever brackets

MODEL	PRODUCT CODE (OLD)	PRODUCT CODE (NEW)	IDEALSPEC LINK
Left handed, 120cm x 60cm, no tap holes (illustrated)	S6558MY	S1267MY	Learn more
Right handed, 120cm x 60cm, no tap holes	S6557MY	S1268MY	Learn more

DEE SLOP HOPPER WITH SINK




- To meet requirements of **HBN 00-10 HTM64 (DU HS)**
- Back inlet or top inlet. No taphole
- Plain top incorporating a sink and a hopper
- Disposal unit assembly
- With earthing terminal
- Available left or right handed
- Screw to wall


MODEL	PRODUCT CODE (OLD)	PRODUCT CODE (NEW)	IDEALSPEC LINK
Left handed, 160cm x 60cm, back inlet, no tap holes (illustrated)	S6552MY	S3336MY	Learn more
Right handed, 160cm x 60cm, back inlet, no tap holes	S6551MY	S3335MY	Learn more
Left handed, 160cm x 60cm, top inlet, no tap holes	S6554MY	S3338MY	Learn more
Right handed, 160cm x 60cm, top inlet, no tap holes (illustrated)	S6553MY	S3337MY	Learn more

Sinks & Washbasins


DOON SINGLE SINK BOWL WITH DRAINER

	<ul style="list-style-type: none">To meet requirements of HBN 00-10 HTM64 (ST A) and HTM63 (ST A) for staff areasSingle bowl, single drainer stainless steel sink unitWith earthing terminalHBN 00-10 HTM64 (ST A) models available with or without tapholesAvailable left or right handedScrew to wall, front legs or mounting on base unit versions available	PRODUCT CODE (OLD)	PRODUCT CODE (NEW)	IDEALSPEC LINK
	MODEL			
	Right hand drainer 120cm x 60cm, 2 tapholes at 200mm centres, no overflow (illustrated)	S5926MY	S1244MY	Learn more
	Left hand drainer, 120cm x 60cm, 2 tapholes at 200mm centres, no overflow	S5986MY	S1276MY	Learn more
	Left hand drainer, 120 x 60cm, no tapholes, no overflow	S5987MY	S1273MY	Learn more
	Right hand drainer 120 x 60cm, no tapholes, no overflow	S5985MY	S1275MY	Learn more
	Left hand drainer 120 x 65cm 2 tapholes at 200mm centres, no overflow, HTM63 profile (illustrated)	S5990MY	S1272MY	Learn more
	Right hand drainer 120 x 65cm 2 tapholes at 200mm centres, no overflow, HTM63 profile	S5988MY	S1280MY	Learn more


DOON DOUBLE SINK BOWL WITH RIGHT HAND DRAINER

	<ul style="list-style-type: none">To meet requirements of HBN 00-10 (ST C)Double bowl, single drainer stainless steel sink unitWith earthing terminalNo tapholes, no overflow	PRODUCT CODE (OLD)	PRODUCT CODE (NEW)	IDEALSPEC LINK
	MODEL			
	Right hand drainer 180 x 60cm, no tapholes, no overflow	S5995MY	S1279MY	Learn more

DOON SINGLE SINK BOWL WITH DRAINER


	<ul style="list-style-type: none">To meet requirements of HBN 00-10 HTM64 (SK 1)Domestic services single bowl stainless steel sink, available in 60cm and 65cm depthsWith earthing terminalWith tapholes as HTM HBN. No taphole option availableScrew to wall, front legs or mounting on base unit versions available	PRODUCT CODE (OLD)	PRODUCT CODE (NEW)	IDEALSPEC LINK
	MODEL			
	Single bowl 60 x 60cm, 2 tapholes, no overflow (illustrated)	S5999MY	S1274MY	Learn more
	Single bowl 60 x 60cm, no tapholes, no overflow	S6000MY	S1277MY	Learn more
	Single bowl 60 x 65cm, 2 tapholes, no overflow	S6001MY	S1278MY	Learn more

STEWART SINGLE SINK BOWL


	<ul style="list-style-type: none">Single bowl sink, no overflow920mm x 500mm with 2 tapholes at 200mm centresAvailable left or right handed drainer	PRODUCT CODE (OLD)	PRODUCT CODE (NEW)	IDEALSPEC LINK
	MODEL			
	Inset stainless steel single bowl sink, no overflow and left hand drainer 920mm x 500mm, 2 tapholes at 200mm centres (illustrated)	S6005MY	S1299MY	Learn more
	Inset stainless steel single bowl sink, no overflow and right hand drainer 920mm x 500mm, 2 tapholes at 200mm centres	S6006MY	S1298MY	Learn more

Sinks & Washbasins


BERWICK STAINLESS STEEL WASHBASIN

	<ul style="list-style-type: none">Inset countertop wash basin with 2 or 1 tap holesSelf rimming for fixing into countertops with clips providedComplete with 1¼" waste packWith fixing kit	PRODUCT CODE (OLD)	PRODUCT CODE (NEW)	IDEALSPEC LINK
	MODEL			
	49cm, 2 tap hole, self rimming countertop bowl, 1¼" waste pack and overflow, with fixing kit (illustrated)	S2628MY	S1263MY	Learn more
	49cm, 1 tap hole, self rimming countertop bowl, 1¼" waste pack and overflow, with fixing kit	S2619MY	S1308MY	Learn more


DENHOLM 51CM WASHBASIN

	<ul style="list-style-type: none">New style vandal resistant washbasin51cm x 42cmLeft, right or 2 taphole versions available	PRODUCT CODE (OLD)	PRODUCT CODE (NEW)	IDEALSPEC LINK
	MODEL			
	51cm washbasin with right hand taphole, no overflow, includes 1¼" waste (illustrated)	S2626MY	S1269MY	Learn more
	51cm washbasin with two tapholes, combined waste and overflow, includes 1¼" waste	S2625MY	S1270MY	Learn more
	51cm washbasin with two tapholes, no overflow, includes 1¼" waste	S2627MY	S1243MY	Learn more
	51cm washbasin with left hand taphole, no overflow, includes 1¼" waste	N/A	S1307MY	Learn more


DENHOLM 51CM WASHBASIN WITH SHROUD

	<ul style="list-style-type: none">New style vandal resistant washbasin51cm x 42cmComplete with shroud to conceal plumbing fittings2 tap holes with combined chainstay and overflowDuct or surface fixing	PRODUCT CODE (OLD)	PRODUCT CODE (NEW)	IDEALSPEC LINK
	MODEL			
	51cm washbasin and full shroud complete with 2 corner tapholes, combined waste and overflow	S2992MY	S1271MY	Learn more

TROON 2 WASHBASIN

	<ul style="list-style-type: none">39cm countertop washbasinVandal resistantFixing clips provided to allow use as under-countertop washbasinComplete with 1¼" waste fitting	PRODUCT CODE (OLD)	PRODUCT CODE (NEW)	IDEALSPEC LINK
	MODEL			
	Washbasin 39cm complete with 1¼" waste fitting and fixing clips, no overflow	S2629MY	S1303MY	Learn more

JANITORIAL SINK UNIT WITH MIXER

	<ul style="list-style-type: none">Janitorial unit to meet requirements of HBN 00-10 (JU)Incorporating cleaners sink with bucket grating and handrinse basin50cm wide x 57cm projection x 90cm highComplete with mixer tap with copper tails, small lever handles to meet DDA requirementsTamper proof concealing panel for washbasin trapHinged bucket grating to sinkStainless steel legs with adjustable feetWith earthing terminal	PRODUCT CODE (OLD)	PRODUCT CODE (NEW)	IDEALSPEC LINK
	MODEL			
	Janitorial unit 50cm wide x 57cm projection x 90cm high, complete with mixer tap	S0711MY	S3339MY	Learn more

Bucket Sinks & Slop Hoppers

ANGUS CLEANERS SINK BUCKET WITH GRATING & WASTE



- General purpose cleaners’ sink
- 50cm x 46cm with 23cm high backhigh splashback and bucket grating
- Manufactured from 18 gauge stainless steel sheet with satin finish
- 1½” integral strainer waste
- With earthing tag
- Anti-vandal

MODEL	PRODUCT CODE (OLD)	PRODUCT CODE (NEW)	IDEALSPEC LINK
Sink with splashback back, integral strainer waste and stainless steel bucket grating	S5912MY	S1262MY	Learn more

CONTOUR 21 BUCKET SINK WITH GRATING



- To meet requirements of **HBN 00-10**
- Floor standing bucket sink designed for use in cleaners rooms
- Complete with splash back
- 1½” unslotted strainer waste
- Waste included

MODEL	PRODUCT CODE (OLD)	PRODUCT CODE (NEW)	IDEALSPEC LINK
Floor standing bucket sink with grating	S0695MY	S3341MY	Learn more

LEVEN STAINLESS STEEL SLOP HOPPER



- To meet requirements of **HBN 00-10 (DU)**
- Back inlet version for **HTM64 (2006)** preference
- Top inlet version also available
- Screw to wall
- With earthing terminal

MODEL	PRODUCT CODE (OLD)	PRODUCT CODE (NEW)	IDEALSPEC LINK
Back inlet stainless steel slop hopper	S6567MY	S1290MY	Learn more
Top inlet stainless steel slop hopper	S6568MY	S1291MY	Learn more

STIRLING SLOP HOPPER



- Combined slop hopper and work surface to meet requirements of **HBN 00-10 HTM64 (DU H)**
- For the disposal of liquid and solid waste in connection with clinical procedures
- Available with hopper at left or right hand.
- Disposal unit assembly
- Screw to wall

MODEL	PRODUCT CODE (OLD)	PRODUCT CODE (NEW)	IDEALSPEC LINK
Left hand back inlet slop hopper with work surface	S6564MY	S1301MY	Learn more
Right hand back inlet slop hopper with work surface (illustrated)	S6563MY	S1300MY	Learn more
Right hand top inlet slop hopper with work surface	S6565MY	S1302MY	Learn more
Left hand top inlet slop hopper with work surface (illustrated)	S6566MY	S1306MY	Learn more

Other Commercial Stainless Steel


PURITA DRINKING FOUNTAINS



- Adult height (900mm) & Junior height (700mm) floor mounted pedestal drinking fountain, wall mounted option also available
- Supplied complete with bottle filler
- Tamper resistant pedestal
- 1¼” strainer waste

MODEL	PRODUCT CODE (OLD)	PRODUCT CODE (NEW)	IDEALSPEC LINK
Pedestal mounted drinking fountain with self closing valve and fittings, 90cm high, complete with bottle filler (illustrated)	S5452MY	S1292MY	Learn more
Pedestal mounted drinking fountain with fittings, 70cm high, complete with bottle filler	S5451MY	S1294MY	Learn more
Wall mounted drinking fountain complete with bottle filler and 1¼” strainer waste	S5449MY	S1295MY	Learn more

KIRN SHOWER PANELS



- S1304MY - Pre-plumbed shower panel with push button self-closing on/off valve
- S1305MY - Pre-plumbed shower panel with lever operated sequential mixing valve
- S1305MY uses TMV3 approved valve A4129AA
- Ideal for high traffic areas such as schools, leisure centres and secure facilities
- Easy to install
- Easy access for future maintenance

MODEL	PRODUCT CODE (OLD)	PRODUCT CODE (NEW)	IDEALSPEC LINK
Wall mounted stainless steel shower panel with anti-vandal shower head and self-closing push button shower valve	S7873MY	S1304MY	Learn more
Wall mounted stainless steel shower panel with thermostatic lever operated shower valve	S7872MY	S1305MY	Learn more

PERTH 2 BACK TO WALL WC BOWL WITH SEAT



- Back to wall, washdown toilet bowl in polished stainless steel
- Particularly suitable for schools and anti-vandal applications
- For concealed cistern use

MODEL	PRODUCT CODE (OLD)	PRODUCT CODE (NEW)	IDEALSPEC LINK
Back to wall WC bowl with seat holes - horizontal outlet	S3442MY	S3340MY	Learn more

KINLOCH TROUGH URINAL



- Competitively priced trough urinal, complies with **HBN 00-10**
- Available in 3 standard sizes: 120cm, 180cm, 240cm all with centre outlets
- Two or more urinals may be fitted together on the same wall using stainless steel cover strips or on adjacent walls using a corner plinth (see Accessories)
- Complete with 2” domed strainer waste, complete with flushpipes and autocistern
- Available for exposed or concealed flushpipes
- Two autocisterns may be used on urinals above 240cm


MODEL	PRODUCT CODE (OLD)	PRODUCT CODE (NEW)	IDEALSPEC LINK
120cm long complete with 2” domed strainer waste, central outlet, complete with flushpipes and auto cistern	S6388MY	S1287MY	Learn more
180cm long complete with 2” domed strainer waste, centre outlet, complete with flushpipes and auto cistern	S6389MY	S1288MY	Learn more
240cm long complete with 2” domed strainer waste, centre outlet, complete with pipework and auto cistern	S6390MY	S1289MY	Learn more

Accessories


KINLOCH URINAL CORNER PLINTH

	MODEL	OLD SKU	NEW SKU
	Urinal corner plinth	S6205MY	S1309MY


NIMBUS 21 1/2" BIB TAPS

	MODEL	NEW SKU
	1/2" bib taps with anti-vandal outlet (pair)	B1673AA


NIMBUS 21 1/2" BIB TAPS

	MODEL	NEW SKU
	1/2" bib taps with anti-vandal spray outlet (pair)	B1675AA

NIMBUS 21 BIB TAP EXTENSIONS

	MODEL	NEW SKU
	1/2" x 100mm bib tap extensions (pair)	B1684AA
	1/2" x 75mm bib tap extensions (pair)	B1682AA


WASTE

	MODEL	NEW SKU
	Waste 1 1/2" unslotted strainer waste, 50mm long, 75mm dia. brass	S8760AA


SWIVEL WASTES

	MODEL	NEW SKU
	1 1/4" brass anti theft swivel plug waste, 80mm slotted tail	S8733AA


P TRAP OUTLET FOR SLOP HOPPERS

	MODEL	NEW SKU
	P trap outlet, plastic for slop hoppers	S358401

FLUSHPIPE FOR SLOP HOPPERS

	MODEL	NEW SKU
	Flushpipe 850 x 35mm diameter for slop hoppers	S466367


CONCEALA 2 HIGH LEVEL CISTERN

	MODEL	NEW SKU
	Conceala 2 high level 6 litre cistern, single flush syphon, side supply, internal overflow, lever with chain	S362667

KINOLOCH URINAL COVER STRIP

	MODEL	OLD SKU	NEW SKU
	Urinal cover strip to join separate urinals	S6206MY	S1310MY


NIMBUS 21 1/2" BIB TAPS

	MODEL	NEW SKU
	1/2" bib taps with hose union outlet (pair)	B1674AA


NIMBUS 21 CONCEALED BIB TAP MOUNT

	MODEL	NEW SKU
	Concealed bib tap wall mount with self centralising installation (pair)	B1686AA


MARKWIK 1/2" LEVER ACTION BIB TAPS

	MODEL	NEW SKU
	HBN 00-10 HTM64 (TB H1) Markwik 1/2" lever action bib taps	S8270AA


SWIVEL WASTES

	MODEL	NEW SKU
	1 1/4" brass swivel plug waste, 80mm unslotted tail	S8734AA


HBN 00-10 HTM64 (WT1 - WT4) WASTES

	MODEL	NEW SKU
	1 1/2" unslotted strainer waste, 80mm tail	S8726AA
	1 1/2" unslotted chain waste, plug and screw stay, 90mm tail	S8768AA


BOTTLE TRAP

	MODEL	NEW SKU
	Trap 1 1/2" plastic resealing bottle with 75mm seal, multi-purpose outlet	S892567

900MM LEG

	MODEL	NEW SKU
	Leg 900mm stainless steel to floor (2 required)	S9281MY

REGAL HIGH LEVEL PLASTIC CISTERN

	MODEL	NEW SKU
	6 litre single flush cistern, syphon, side supply, internal overflow, metal chain pull with 4 piece plastic flushpipe (fittings are reversible)	S116401

Guarantee

5 years on stainless steel products.

Our confidence in the quality and reliability of our product allows us to offer outstanding extended guarantees on all our products – where the product fails within 5 years we offer a free replacement or replacement part (or nearest equivalent). So when your washroom has been satisfactorily installed and is working well, please ensure you register your guarantee.

This guarantee is transferable – it applies to the product not the purchaser provided the guarantee registration is passed on to the new owner.

Liability is limited to individual products and the guarantee does not cover the consequential loss or damage or installation costs. This guarantee does not affect your statutory rights. Products must be installed, used and cared for in line with our fixing instructions and local water regulations, and room must be adequately ventilated. Parts (eg. flushvalves) are guaranteed for five years and will be replaced if found to be faulty.

Armitage Shanks

Armitage,
Rugeley,
Staffordshire, WS15 4BT
Tel 01543 490253
Fax 01543 491677

Armitage Shanks Dublin Ltd

3013 Lake Drive,
Citywest Business Campus,
Dublin 24
Tel: 003531 456 4525

*Armitage
Shanks*

WWW.IDEALSPEC.CO.UK
WWW.IDEALSTANDARD.CO.UK
WWW.IDEALSTANDARD.IE