

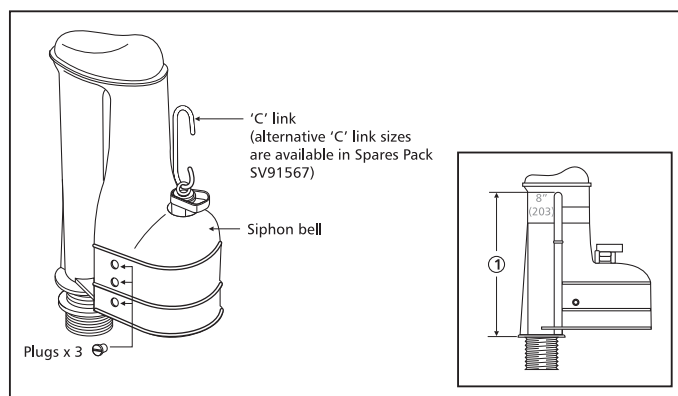
8"/8½" SIPHON REPLACEMENT PACK - (SV97267)

IMPORTANT

Before installing this product, check the following, to ensure that it is suitable for your cistern

① Height of Siphon

Your siphon must be either 8" (203mm) or 8½" (216mm) when measured as shown. The height may be indicated below the cap of the siphon.



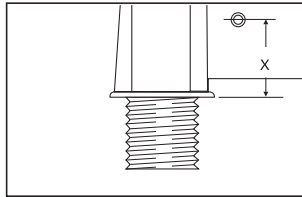
Adapting Replacement Siphon

Remove existing siphon from cistern and determine height. Plug all holes off in replacement siphon unless the existing siphon has a hole in the siphon bell.

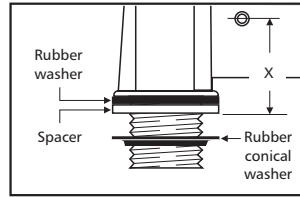
If replacing an 8" siphon, do not plug off the hole that matches, or is in the nearest position in the replacement siphon.

If replacing an 8½" siphon, fit rubber washer and spacer and do not plug off the hole that matches, or is in the nearest position in the replacement siphon when measured as shown.

Existing 8½" Siphon

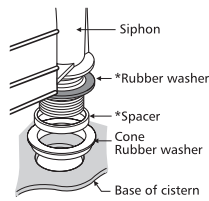


Replacement Siphon

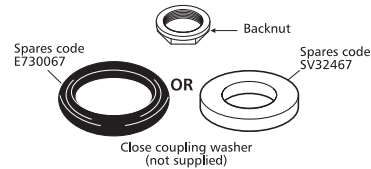
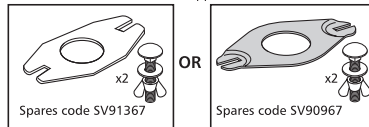


Fitting Replacement Siphon

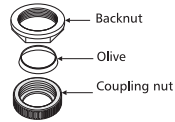
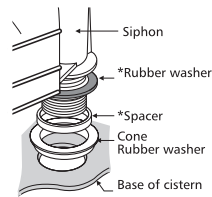
Close coupled cisterns



Close coupling plate (not supplied)



Low level cisterns



* Only used when replacing 8½" siphon

All cistern components must be installed in accordance with UK water regulations.
If in doubt a suitably qualified professional should be consulted.

We pursue a policy of continuing improvement in design and performance of our products.
The right is, therefore, reserved to vary specifications without notice.